


BELCAR HISTORIC & YOUNGTIMER CUP

SPA RACING FESTIVAL

RACE 3

Analysis

Lap	Time	Sector 1	Sector 2	Sector 3	T. Spd	Elapsed	Lap	Time	Sector 1	Sector 2	Sector 3	T. Spd	Elapsed
1 Guy FRANCOIS													
LOTUS Elan													
1	3:34.738	1:18.930	1:21.504	54.304	183.1	3:34.738	1	3:49.696	1:26.660	1:28.117	54.919	175.3	3:49.696
2	3:45.492	59.193	1:44.673	1:01.626	154.1	7:20.230	2	3:36.278	1:02.447	1:34.992	58.839	141.0	7:25.974
3	3:02.317	52.978	1:21.375	47.964	177.9	10:22.547	3	3:08.868	55.809	1:22.739	50.320	176.5	10:34.842
4	3:00.010	52.652	1:19.650	47.708	189.1	13:22.557	4	3:08.076	55.779	1:21.898	50.399	181.2	13:42.918
5	2:58.515	52.506	1:19.232	46.777	183.4	16:21.072	5	3:05.253	54.836	1:20.856	49.561	182.7	16:48.171
6	2:59.007	52.249	1:19.202	47.556	188.2	19:20.079	6	3:04.000	54.676	1:19.769	49.555	182.1	19:52.171
7	3:02.106	53.250	1:19.977	48.879	183.7	22:22.185	7	3:08.092	54.337	1:22.875	50.880	184.3	23:00.263
8	3:05.599	53.889	1:21.499	50.211	168.0	25:27.784	8	3:04.871	55.579	1:19.579	49.713	179.1	26:05.134
9	3:07.826	54.937	1:22.771	50.118	168.0	28:35.610	9	3:04.022	54.354	1:19.712	49.956	182.1	29:09.156
10	3:09.402	55.921	1:23.075	50.406	157.7	31:45.012	10	3:07.495	54.492	1:21.605	51.398	183.1	32:16.651
2 Luc MOORTGAT													
PORSCHÉ 964 Cup													
1	2:47.924	49.684	1:15.448	42.792	229.3	2:47.924	1	3:47.372	1:21.474	1:30.823	55.075	159.3	3:47.372
2	4:06.518	1:13.791	1:57.368	55.359	102.9	6:54.442	2	3:36.769	1:02.916	1:34.779	59.074	142.9	7:24.141
3	2:45.947	47.079	1:15.869	42.999	199.3	9:40.389	3	3:17.952	56.506	1:30.095	51.351	150.4	10:42.093
4	2:43.446	46.541	1:14.110	42.795	219.5	12:23.835	4	3:18.083	55.897	1:29.745	52.441	160.7	14:00.176
5	2:45.026	46.588	1:14.293	44.145	226.9	15:08.861	5	3:17.427	56.185	1:28.806	52.436	157.0	17:17.603
6	2:42.578	46.439	1:13.814	42.325	226.9	17:51.439	6	3:14.112	55.544	1:27.407	51.161	156.1	20:31.715
7	2:44.125	46.862	1:14.487	42.776	225.0	20:35.564	7	3:13.366	55.223	1:27.152	50.991	169.0	23:45.081
8	2:46.107	48.376	1:14.617	43.114	220.9	23:21.671	8	3:12.253	54.437	1:27.603	50.213	157.0	26:57.334
9	2:44.720	46.366	1:15.014	43.340	231.8	26:06.391	9	3:11.113	53.420	1:27.232	50.461	166.9	30:08.447
10	2:43.831	46.333	1:14.925	42.573	229.8	28:50.222	10	3:11.577	54.074	1:26.726	50.777	177.6	33:20.024
11	2:45.217	46.685	1:15.570	42.962	232.8	31:35.439							
3 Samuel VERHEGGEN													
MERCEDES 190 2,3 16V													
1	3:23.827	1:04.457	1:26.438	52.932	181.8	3:23.827	1	3:49.035	1:22.030	1:32.216	54.789	156.3	3:49.035
2	3:49.781	1:01.366	1:48.078	1:00.337	154.3	7:13.608	2	3:36.384	1:02.365	1:35.301	58.718	134.8	7:25.419
3	3:11.067	54.776	1:25.925	50.366	178.5	10:24.675	3	3:18.323	56.955	1:29.056	52.312	148.1	10:43.742
4	3:07.860	54.845	1:23.262	49.753	188.2	13:32.535	4	3:16.920	55.409	1:29.267	52.244	161.0	14:00.662
5	3:08.397	55.163	1:23.427	49.807	184.6	16:40.932	5	3:15.043	54.528	1:28.351	52.164	168.2	17:15.705
6	3:08.125	55.124	1:23.641	49.360	184.9	19:49.057	6	3:13.227	54.357	1:27.740	51.130	168.5	20:28.932
7	3:11.596	55.371	1:25.963	50.262	184.0	23:00.653	7	3:13.677	54.882	1:26.756	52.039	168.5	23:42.609
8	3:09.478	55.507	1:24.562	49.409	165.4	26:10.131	8	3:13.768	54.484	1:27.769	51.515	163.6	26:56.377
9	3:09.436	55.098	1:23.971	50.367	185.9	29:19.567	9	3:11.731	53.399	1:27.488	50.844	170.6	30:08.108
10	3:09.948	54.770	1:23.989	51.189	186.2	32:29.515	10	3:15.515	54.606	1:29.318	51.591	172.0	33:23.623
4 Jan VAN ELDEREN													
FORD Sierra Cosworth RS													
1	2:48.920	50.061	1:15.292	43.567	198.9	2:48.920	1	3:01.915	54.609	1:19.666	47.640	179.1	3:01.915
2	4:05.958	1:14.857	1:56.169	54.932	96.2	6:54.878	2	3:57.144	1:06.131	1:55.383	55.630	90.9	6:59.059
3	2:45.100	46.488	1:15.339	43.273	187.2	9:39.978	3	3:32.688	50.534	1:29.569	1:12.585	163.6	10:31.747
4	2:45.829	47.589	1:14.852	43.388	198.5	12:25.807							
5	2:46.045	46.950	1:14.861	44.234	203.8	15:11.852							
6	2:44.942	46.692	1:15.123	43.127	211.8	17:56.794							
7	2:45.817	47.128	1:15.061	43.628	206.5	20:42.611							
8	2:46.782	47.638	1:15.582	43.562	212.6	23:29.393							
9	2:46.092	47.426	1:15.105	43.561	204.9	26:15.485							
10	2:48.424	48.020	1:16.704	43.700	203.8	29:03.909							
11	2:46.064	47.101	1:15.175	43.788	210.5	31:49.973							
5 Wim KUIJL													
FORD Capri													
1	2:48.920	50.061	1:15.292	43.567	198.9	2:48.920	1	3:02.856	55.135	1:20.245	47.476	198.5	3:02.856
2	4:05.958	1:14.857	1:56.169	54.932	96.2	6:54.878	2	3:57.211	1:06.036	1:55.434	55.741	88.0	7:00.067
3	2:45.100	46.488	1:15.339	43.273	187.2	9:39.978	3	2:55.145	50.305	1:19.620	45.220	189.8	9:55.212
4	2:45.829	47.589	1:14.852	43.388	198.5	12:25.807	4	2:54.321	49.897	1:19.078	45.346	212.2	12:49.533
5	2:46.045	46.950	1:14.861	44.234	203.8	15:11.852	5	2:53.328	50.527	1:17.864	44.937	203.8	15:42.861
6	2:44.942	46.692	1:15.123	43.127	211.8	17:56.794	6	2:54.350	51.274	1:18.179	44.897	201.1	18:37.211
7	2:45.817	47.128	1:15.061	43.628	206.5	20:42.611	7	2:52.984	50.094	1:17.996	44.894	201.1	21:30.195
8	2:46.782	47.638	1:15.582	43.562	212.6	23:29.393	8	2:53.740	50.049	1:18.450	45.241	200.0	24:23.935
9	2:46.092	47.426	1:15.105	43.561	204.9	26:15.485	9	2:52.920	49.848	1:17.907	45.165	204.5	27:16.855
10	2:48.424	48.020	1:16.704	43.700	203.8	29:03.909	10	2:56.752	50.147	1:19.087	47.518	193.2	30:13.607
11	2:46.064	47.101	1:15.175	43.788	210.5	31:49.973	11	2:54.725	49.800	1:19.282	45.643	187.2	33:08.332
6 Guy DE BAER													
FORD GT 40													
1	3:47.372	1:21.474	1:30.823	55.075	159.3	3:47.372							
2	3:36.769	1:02.916	1:34.779	59.074	142.9	7:24.141							
3	3:17.952	56.506	1:30.095	51.351	150.4	10:42.093							
4	3:18.083	55.897	1:29.745	52.441	160.7	14:00.176							
5	3:17.427	56.185	1:28.806	52.436	157.0	17:17.603							
6	3:14.112	55.544	1:27.407	51.161	156.1	20:31.715							
7	3:13.366	55.223	1:27.152	50.991	169.0	23:45.081							
8	3:12.253	54.437	1:27.603	50.213	157.0	26:57.334							
9	3:11.113	53.420	1:27.232	50.461	166.9	30:08.447							
10	3:11.577	54.074	1:26.726	50.777	177.6	33:20.024							
7 Luc GEEBELEN													
PORSCHÉ 911													
1	3:49.035	1:22.030	1:32.216	54.789	156.3	3:49.035							
2	3:36.384	1:02.365	1:35.301	58.718	134.8	7:25.419							
3	3:18.323	56.955	1:29.056	52.312	148.1	10:43.742							
4	3:16.920	55.409	1:29.267	52.244	161.0	14:00.662							
5	3:15.043	54.528	1:28.351	52.164	168.2	17:15.705							
6	3:13.227	54.357	1:27.740	51.130	168.5	20:28.932							
7	3:13.677	54.882	1:26.756	52.039	168.5	23:42.609							
8	3:13.768	54.484	1:27.769	51.515	163.6	26:56.377							
9	3:11.731	53.399	1:27.488	50.844	170.6	30:08.108							
10	3:15.515	54.606	1:29.318	51.591	172.0	33:23.623							
17 Eric NULENS													
PORSCHÉ 964													
1	3:01.915	54.609	1:19.666	47.640	179.1	3:01.915							
2	3:57.144	1:06.131	1:55.383	55.630	90.9	6:59.059							
3	3:32.688	50.534	1:29.569	1:12.585	163.6	10:31.747							
19 Fair GENTLEMAN'S													
MERCEDES 190 2,3 16V													
1	3:02.856	55.1											



BELCAR HISTORIC & YOUNGTIMER CUP


SPA RACING FESTIVAL

RACE 3

Analysis

■ Personal Best ■ Session Best B Crossing the finish line in pit lane

Lap	Time	Sector 1	Sector 2	Sector 3	T. Spd	Elapsed	Lap	Time	Sector 1	Sector 2	Sector 3	T. Spd	Elapsed
24 Bas VAN ELDEREN BMW E30 325i							3	2:58.175	51.936	1:19.132	47.107	194.2	10:01.137
1	3:07.907	1:00.201	1:18.944	48.762	186.2	3:07.907	4	3:00.461	51.864	1:21.223	47.374	176.8	13:01.598
2	3:55.266	1:03.753	1:55.196	56.317	76.9	7:03.173	5	2:58.035	51.807	1:18.749	47.479	198.2	15:59.633
3	2:50.711	49.218	1:17.159	44.334	200.7	9:53.884	6	2:58.327	51.998	1:19.288	47.041	196.7	18:57.960
4	2:49.352	47.875	1:16.704	44.773	204.5	12:43.236	7	2:58.259	52.088	1:19.319	46.852	197.8	21:56.219
5	2:48.917	48.545	1:16.274	44.098	207.3	15:32.153	8	2:59.809	53.481	1:19.194	47.134	190.1	24:56.028
6	2:47.793	48.163	1:15.320	44.310	198.9	18:19.946	9	2:59.442	51.986	1:19.960	47.496	194.9	27:55.470
7	2:46.906	48.049	1:15.126	43.731	209.7	21:06.852	10	2:59.702	52.577	1:19.691	47.434	195.3	30:55.172
8	2:48.301	47.633	1:16.035	44.633	204.5	23:55.153	11	3:02.208	52.760	1:20.521	48.927	189.1	33:57.380
26 Marc VANDENDIJK NL LOTUS Elan													
1	3:54.286	1:24.602	1:32.003	57.681	176.2	3:54.286							
2	3:34.491	1:01.563	1:33.921	59.007	156.3	7:28.777							
3	3:17.330	56.540	1:29.259	51.531	177.3	10:46.107							
4	3:15.923	55.649	1:28.297	51.977	188.8	14:02.030							
5	3:16.434	56.316	1:28.406	51.712	174.2	17:18.464							
6	3:16.861	56.329	1:28.908	51.624	168.5	20:35.325							
7	3:18.366	57.036	1:28.660	52.670	166.9	23:53.691							
8	3:14.315	55.706	1:28.584	50.025	179.4	27:08.006							
9	3:19.218	56.762	1:30.611	51.845	165.4	30:27.224							
10	3:16.761	55.693	1:29.781	51.287	172.0	33:43.985							
30 Dirk VAN ROMPUY BMW M3													
1	3:09.135	57.695	1:20.128	51.312	185.6	3:09.135							
2	3:56.539	1:03.158	1:55.557	57.824	84.2	7:05.674							
3	3:01.195	52.722	1:19.733	48.740	193.2	10:06.869							
4	3:00.835	52.679	1:20.073	48.083	191.2	13:07.704							
5	3:02.067	52.885	1:20.343	48.839	190.5	16:09.771							
6	3:01.281	53.092	1:19.840	48.349	191.5	19:11.052							
7	3:00.215	52.644	1:19.540	48.031	192.5	22:11.267							
8	3:02.956	52.309	1:22.344	48.303	195.7	25:14.223							
9	3:01.271	52.830	1:19.803	48.638	191.5	28:15.494							
10	3:00.709	52.832	1:19.671	48.206	191.5	31:16.203							
11	2:59.746	52.635	1:19.192	47.919	190.8	34:15.949							
32 Pierre-Yves PAQUE Porsche 964													
1	3:03.970	58.263	1:17.798	47.909	203.4	3:03.970							
2	3:56.755	1:05.519	1:55.815	55.421	86.5	7:00.725							
3	2:50.586	48.044	1:17.615	44.927	214.3	9:51.311							
4	2:47.166	47.450	1:15.599	44.117	221.8	12:38.477							
5	2:48.569	47.626	1:16.406	44.537	216.4	15:27.046							
6	2:48.435	47.652	1:16.194	44.589	216.0	18:15.481							
7	2:48.188	47.986	1:16.314	43.888	213.9	21:03.669							
8	2:48.329	47.515	1:15.584	45.230	216.4	23:51.998							
9	2:47.456	47.283	1:16.295	43.878	218.6	26:39.454							
10	2:48.452	47.550	1:16.811	44.091	212.6	29:27.906							
11	2:50.228	48.468	1:16.968	44.792	214.7	32:18.134							
33 Tim KUIJL BMW E36 325 i													
1	3:07.436	58.294	1:19.727	49.415	190.8	3:07.436							
2	3:55.526	1:03.590	1:55.311	56.625	81.4	7:02.962							
36 Francis LACROIX Porsche 914 / 6													
1	3:37.495	1:17.432	1:28.212	51.851	169.0	3:37.495							
2	3:44.687	1:00.468	1:43.055	1:01.164	151.5	7:22.182							
3	3:11.276	54.263	1:27.495	49.518	166.9	10:33.458							
4	3:08.797	54.089	1:24.732	49.976	168.2	13:42.255							
5	3:09.232	53.750	1:26.061	49.421	175.9	16:51.487							
6	3:06.494	53.427	1:23.882	49.185	163.9	19:57.981							
7	3:05.206	52.517	1:23.884	48.805	179.7	23:03.187							
8	3:05.054	52.741	1:24.099	48.214	170.9	26:08.241							
9	3:06.828	52.364	1:25.312	49.152	166.4	29:15.069							
10	3:09.199	53.463	1:26.669	49.067	169.3	32:24.268							
40 MAHIEU - MAHIEU Triumph TR3 A													
1	4:10.613	1:33.436	1:36.871	1:00.306	140.6	4:10.613							
2	3:38.622	1:05.483	1:36.921	56.218	141.0	7:49.235							
3	3:30.851	1:02.651	1:32.864	55.336	146.9	11:20.086							
4	3:28.907	1:01.860	1:31.507	55.540	154.1	14:48.993							
5	3:29.667	1:01.851	1:31.671	56.145	152.3	18:18.660							
6	3:31.375	1:02.416	1:33.021	55.938	154.1	21:50.035							
7	3:29.504	1:01.574	1:32.238	55.692	155.4	25:19.539							
8	3:31.798	1:03.482	1:32.346	55.970	143.4	28:51.337							
9	3:30.620	1:01.460	1:33.386	55.774	155.2	32:21.957							
42 Christian MARX Triumph TR8													
1	3:00.038	55.301	1:19.819	44.918	198.2	3:00.038							
2	3:57.977	1:07.082	1:55.638	55.257	90.0	6:58.015							
3	2:54.119	47.559	1:20.509	46.051	196.4	9:52.134							
4	2:50.742	47.404	1:18.563	44.775	208.1	12:42.876							
5	2:53.077	47.987	1:19.840	45.250	201.9	15:35.953							
6	2:54.075	48.765	1:19.681	45.629	199.3	18:30.028							
7	2:53.943	48.317	1:20.587	45.039	205.7	21:23.971							
8	2:53.772	48.287	1:20.505	44.980	208.5	24:17.743							
9	2:58.290	48.585	1:22.317	47.388	213.0	27:16.033							
10	2:53.821	48.168	1:20.644	45.009	189.1	30:09.854							
11	2:55.341	47.954	1:21.161	46.226	198.9	33:05.195							
48 Robert VAESSEN NL BMW E30													
1	3:16.861	1:00.761	1:23.109	52.991	177.6	3:16.861							
2	3:51.581	1:00.356	1:52.997	58.228	102.4	7:08.442							
3	3:07.506	55.702	1:22.834	48.970	186.2	10:15.948							
4	3:06.276	55.171	1:22.441	48.664	187.5	13:22.224							
5	3:05.638	55.361	1:21.615	48.662	188.5	16:27.862							
6	3:04.468	54.780	1:21.330	48.358	186.9	19:32.330							



BELCAR HISTORIC & YOUNGTIMER CUP

SPA RACING FESTIVAL

RACE 3

Analysis

■ Personal Best ■ Session Best ■ Crossing the finish line in pit lane

Lap	Time	Sector 1	Sector 2	Sector 3	T. Spd	Elapsed
7	3:03.223	54.070	1:20.795	48.358	187.8	22:35.553
8	3:14.022B	55.210	1:21.008	57.804	184.9	25:49.575
9	3:15.516	1:04.726	1:21.545	49.245	186.9	29:05.091
10	3:05.452	55.374	1:21.346	48.732	185.2	32:10.543

49 Evertjan ALDERS						
BMW 325i						
1	2:55.693	51.773	1:17.682	46.238	189.1	2:55.693
2	4:00.799	1:09.962	1:55.729	55.108	95.5	6:56.492
3	2:49.722	48.107	1:16.927	44.688	199.6	9:46.214
4	2:49.662	48.977	1:16.553	44.132	194.6	12:35.876
5	2:49.500	48.110	1:16.249	45.141	188.2	15:25.376
6	2:48.883	48.418	1:15.975	44.490	204.2	18:14.259
7	2:48.651	48.415	1:15.719	44.517	206.1	21:02.910
8	2:51.000	48.520	1:17.000	45.480	195.7	23:53.910
9	2:48.741	48.474	1:16.147	44.120	206.5	26:42.651
10	2:49.158	48.085	1:16.918	44.155	208.1	29:31.809
11	5:59.715	50.426	1:16.230	3:53.059	204.5	35:31.524

57 Jasper DIERCKX						
BMW E36						
1	3:11.040	59.053	1:22.960	49.027	186.9	3:11.040
2	3:55.292	1:01.770	1:55.393	58.129	84.8	7:06.332
3	3:01.885	52.536	1:21.246	48.103	194.9	10:08.217
4	3:01.577	52.267	1:21.836	47.474	197.1	13:09.794
5	3:03.751	52.370	1:23.691	47.690	196.0	16:13.545
6	3:02.489	52.858	1:21.685	47.946	194.6	19:16.034
7	3:02.325	52.815	1:21.657	47.853	197.1	22:18.359
8	3:03.985	53.121	1:22.626	48.238	194.2	25:22.344
9	3:05.365	55.025	1:22.090	48.250	191.2	28:27.709
10	3:04.132	53.441	1:22.354	48.337	193.9	31:31.841
11	3:04.689	53.164	1:22.481	49.044	193.9	34:36.530

60 Steven GUILLEMJIN						
HONDA civic						
1	3:25.900	1:05.736	1:25.674	54.490	164.1	3:25.900
2	3:49.558	1:01.298	1:47.590	1:00.670	153.8	7:15.458
3	3:17.009	57.031	1:26.840	53.138	156.1	10:32.467
4	3:15.059	56.087	1:27.594	51.378	169.3	13:47.526
5	3:12.878	56.312	1:25.479	51.087	173.4	17:00.404
6	3:11.432	55.608	1:24.911	50.913	177.9	20:11.836
7	3:12.420	56.075	1:24.896	51.449	177.9	23:24.256
8	3:14.623	57.146	1:25.330	52.147	175.0	26:38.879
9	3:14.600	56.828	1:26.115	51.657	176.5	29:53.479
10	3:16.837	57.112	1:27.768	51.957	173.6	33:10.316

61 Juri VAN NIEUWENBORGH						
BMW E30						
1	3:13.042	58.864	1:23.737	50.441	191.2	3:13.042
2	3:53.823	1:01.255	1:54.403	58.165	94.4	7:06.865
3	3:03.315	52.771	1:22.171	48.373	190.1	10:10.180
4	3:03.273	53.385	1:21.992	47.896	190.8	13:13.453
5	3:00.739	51.765	1:21.164	47.810	201.9	16:14.192
6	2:59.383	51.942	1:20.007	47.434	198.9	19:13.575
7	2:58.290	51.565	1:19.396	47.329	201.5	22:11.865
8	3:34.116	1:00.153	1:32.617	1:01.346	147.5	25:45.981
9	3:37.028	1:03.953	1:33.329	59.746	151.0	29:23.009

Lap	Time	Sector 1	Sector 2	Sector 3	T. Spd	Elapsed
10	3:34.704	1:03.344	1:34.307	57.053	139.5	32:57.713


66 Patrick VERBELEN						
NISSAN 200 NX						
1	3:21.637	1:02.510	1:24.626	54.501	172.0	3:21.637
2	3:49.448	59.614	1:49.567	1:00.267	150.2	7:11.085
3	3:11.968	55.104	1:27.595	49.269	176.2	10:23.053

69 Ben THAENS						
BMW E30						
1	3:04.436	56.075	1:19.795	48.566	197.8	3:04.436
2	3:57.199	1:05.671	1:55.576	55.952	86.5	7:01.635
3	2:57.044	51.449	1:19.176	46.419	197.8	9:58.679
4	2:54.477	51.435	1:16.906	46.136	198.5	12:53.156
5	2:53.258	50.936	1:16.278	46.044	199.3	15:46.414
6	2:52.624	50.913	1:16.164	45.547	200.4	18:39.038
7	2:52.053	50.517	1:16.169	45.367	201.5	21:31.091
8	2:53.934	50.070	1:17.784	46.080	203.8	24:25.025
9	2:52.862	50.380	1:16.518	45.964	202.6	27:17.887
10	2:54.724	50.442	1:17.940	46.342	203.4	30:12.611
11	2:54.414	50.453	1:18.240	45.721	195.7	33:07.025

78 Canio MARCHIONE						
BMW 2002 TI						
1	3:36.851	1:19.145	1:24.994	52.712	164.6	3:36.851
2	3:44.599	58.509	1:44.296	1:01.794	153.0	7:21.450
3	3:10.174	56.144	1:23.863	50.167	169.0	10:31.624
4	3:08.020	55.640	1:22.084	50.296	177.0	13:39.644
5	3:09.606	56.396	1:23.345	49.865	173.9	16:49.250
6	3:07.136	55.388	1:22.069	49.679	180.3	19:56.386
7	3:07.996	55.292	1:23.117	49.587	176.2	23:04.382
8	3:08.482	55.114	1:23.827	49.541	176.5	26:12.864
9	3:09.728	55.718	1:22.189	51.821	180.0	29:22.592
10	3:07.883	56.827	1:21.612	49.444	177.6	32:30.475

80 Marc VAN DOORSLAER						
BMW E36						
1	3:14.644	59.554	1:23.845	51.245	184.0	3:14.644
2	3:52.547	1:01.493	1:53.252	57.802	106.7	7:07.191
3	3:03.429	53.147	1:21.987	48.295	184.6	10:10.620
4	3:01.227	52.640	1:20.900	47.687	198.2	13:11.847
5	3:00.134	51.803	1:21.075	47.256	201.1	16:11.981
6	2:58.512	52.310	1:19.307	46.895	199.6	19:10.493
7	2:58.171	51.971	1:19.132	47.068	198.5	22:08.664
8	2:59.719	51.826	1:20.504	47.389	199.3	25:08.383
9	3:00.260	51.993	1:20.689	47.578	193.9	28:08.643
10	2:59.727	52.015	1:20.473	47.239	197.8	31:08.370
11	3:02.319	52.869	1:20.475	48.975	195.3	34:10.689

82 Xavier MARTENS						
PORSCHE 911						
1	3:28.599	1:13.075	1:22.737	52.787	192.5	3:28.599
2	3:47.631	1:00.597	1:46.815	1:00.219	149.6	7:16.230
3	3:02.026	52.174	1:23.686	46.166	193.5	10:18.256
4	2:58.838	50.152	1:22.115	46.571	199.6	13:17.094
5	2:58.354	50.358	1:21.600	46.396	197.8	16:15.448
6	3:00.631	51.818	1:21.835	46.978	193.5	19:16.079



BELCAR HISTORIC & YOUNGTIMER CUP

SPA RACING FESTIVAL

RACE 3

Analysis

■ Personal Best ■ Session Best B Crossing the finish line in pit lane

Lap	Time	Sector 1	Sector 2	Sector 3	T. Spd	Elapsed
7	2:57.134	50.162	1:20.683	46.289	198.2	22:13.213
8	2:58.495	50.402	1:21.251	46.842	195.3	25:11.708
9	2:59.712	50.330	1:22.379	47.003	193.9	28:11.420
10	2:59.260	50.701	1:21.759	46.800	199.3	31:10.680
11	3:00.665	51.046	1:22.065	47.554	188.5	34:11.345

84 DAMSEAUX - DAMSEAUX
AUSTIN Mini Cooper S

1	3:46.559	1:20.713	1:28.130	57.716	172.2	3:46.559
2	3:37.144	1:01.806	1:34.406	1:00.932	160.7	7:23.703
3	3:16.804	58.287	1:26.616	51.901	163.4	10:40.507
4	3:17.660	58.009	1:26.874	52.777	166.4	13:58.167
5	3:18.044	58.339	1:26.411	53.294	165.9	17:16.211
6	3:21.387	59.272	1:28.455	53.660	166.9	20:37.598
7	3:18.701	58.700	1:26.356	53.645	167.7	23:56.299
8	3:23.182	59.436	1:28.387	55.359	161.7	27:19.481
9	3:22.256	59.031	1:28.677	54.548	160.2	30:41.737
10	3:23.949	1:00.238	1:28.922	54.789	154.3	34:05.686

89 Matthias VAN HOOL
RENAULT

1	3:27.244	1:05.523	1:26.313	55.408	170.6	3:27.244
2	3:48.765	1:01.086	1:46.888	1:00.791	147.5	7:16.009
3	3:12.575	56.895	1:24.861	50.819	166.2	10:28.584
4	3:12.240	57.060	1:22.746	52.434	177.3	13:40.824
5	3:12.665	57.625	1:23.980	51.060	168.0	16:53.489
6	3:11.442	56.729	1:23.716	50.997	171.2	20:04.931
7	3:11.901	57.183	1:23.449	51.269	173.1	23:16.832
8	3:12.246	56.835	1:24.707	50.704	173.1	26:29.078
9	3:12.433	57.099	1:25.200	50.134	172.2	29:41.511
10	3:10.759	57.288	1:23.178	50.293	172.8	32:52.270

94 Gust VAN HAELEST
MAZDA RX3

1	2:53.409	51.461	1:16.782	45.166	203.8	2:53.409
2	4:02.653	1:11.138	1:56.000	55.515	94.0	6:56.062
3	2:49.670	48.448	1:16.612	44.610	192.5	9:45.732
4	2:49.355	48.745	1:16.339	44.271	210.9	12:35.087
5	2:49.320	48.210	1:16.231	44.879	197.1	15:24.407
6	2:50.274	48.669	1:16.828	44.777	212.2	18:14.681
7	2:49.768	48.655	1:16.048	45.065	207.7	21:04.449
8	2:51.724	48.870	1:18.134	44.720	194.6	23:56.173
9	2:50.937	48.257	1:17.754	44.926	201.5	26:47.110
10	2:50.276	48.052	1:17.503	44.721	196.7	29:37.386
11	2:54.753	49.126	1:18.815	46.812	196.4	32:32.139

101 Tom LAUREYNS
VW Scirocco

1	3:35.860	1:17.489	1:23.772	54.599	178.5	3:35.860
2	3:45.074	58.539	1:44.707	1:01.828	153.4	7:20.934
3	3:08.876	55.164	1:23.561	50.151	179.4	10:29.810

106 Christoph HÖTTE
PEUGEOT 106

1	3:22.848	1:02.464	1:25.355	55.029	170.3	3:22.848
2	3:48.721	1:00.810	1:48.387	59.524	157.2	7:11.569
3	3:13.952	56.242	1:26.254	51.456	177.3	10:25.521

4	3:08.444	55.958	1:22.545	49.941	175.6	13:33.965
5	3:07.391	54.575	1:22.011	50.805	184.9	16:41.356
6	3:07.393	55.267	1:22.141	49.985	184.0	19:48.749
7	3:13.275	56.015	1:26.332	50.928	179.1	23:02.024
8	3:12.945	56.244	1:26.486	50.215	177.9	26:14.969
9	3:11.401	55.529	1:26.387	49.485	178.8	29:26.370
10	3:16.957	59.106	1:26.342	51.509	172.0	32:43.327

116 Pierre Philippe DUMONT
NISSAN Datsun Sports 240 Z

1	3:55.178	1:25.681	1:31.520	57.977	160.7	3:55.178
2	3:35.198	1:01.981	1:33.289	59.928	157.7	7:30.376
3	3:17.998	56.360	1:28.251	53.387	165.4	10:48.374
4	3:15.623	55.618	1:26.827	53.178	166.7	14:03.997
5	3:16.522	56.071	1:27.916	52.535	163.6	17:20.519
6	3:17.179	56.330	1:27.958	52.891	167.4	20:37.698
7	3:17.013	56.382	1:27.631	53.000	165.4	23:54.711
8	3:15.035	56.010	1:27.620	51.405	179.7	27:09.746
9	3:18.588	55.955	1:29.915	52.718	158.8	30:28.334
10	3:17.507	57.991	1:27.182	52.334	172.5	33:45.841

136 John TIMMERMANS
LANCIA Delta Integrale

1	2:56.524	52.417	1:18.236	45.871	194.9	2:56.524
2	4:00.711	1:10.060	1:55.562	55.089	93.8	6:57.235
3	3:15.433B	47.922	1:18.590	1:08.921	193.9	10:12.668

143 Stefan JACOBS
BMW 2002 TI


1	3:53.885	1:24.190	1:31.794	57.901	177.3	3:53.885
2	3:33.692	1:01.358	1:33.846	58.488	156.3	7:27.577
3	3:16.826	56.725	1:28.392	51.709	180.0	10:44.403
4	3:17.028	56.272	1:28.188	52.568	175.3	14:01.431
5	3:16.664	56.652	1:27.763	52.249	178.5	17:18.095
6	3:16.790	56.394	1:28.251	52.145	174.2	20:34.885
7	3:17.304	57.423	1:27.311	52.570	176.8	23:52.189
8	3:14.821	56.344	1:26.888	51.589	186.5	27:07.010
9	3:20.853	58.088	1:29.244	53.521	167.2	30:27.863
10	3:17.318	57.647	1:27.480	52.191	181.8	33:45.181

194 Mario POTTERS
PEUGEOT 205 GTI

1	3:23.440	1:04.854	1:23.938	54.648	172.8	3:23.440
2	3:49.144	1:00.793	1:48.504	59.847	160.5	7:12.584
3	3:13.157	56.084	1:26.005	51.068	175.0	10:25.741
4	3:07.801	55.831	1:22.147	49.823	172.0	13:33.542
5	3:08.325	55.733	1:22.160	50.432	170.3	16:41.867
6	3:08.091	56.124	1:22.292	49.675	173.4	19:49.958
7	3:11.687	55.878	1:25.200	50.609	173.1	23:01.645
8	3:09.318	55.860	1:23.719	49.739	175.3	26:10.963
9	3:14.145	56.542	1:22.861	54.742	170.6	29:25.108
10	3:24.722	1:01.046	1:30.447	53.229	152.1	32:49.830

200 Michel KOWALESKI
FORD Escort RS2000

1	3:31.522	1:17.160	1:21.957	52.405	177.9	3:31.522
2	3:47.267	1:00.786	1:45.340	1:01.141	156.5	7:18.789



BELCAR HISTORIC & YOUNGTIMER CUP

SPA RACING FESTIVAL

RACE 3

Analysis

■ Personal Best ■ Session Best B Crossing the finish line in pit lane

Lap	Time	Sector 1	Sector 2	Sector 3	T. Spd	Elapsed	Lap	Time	Sector 1	Sector 2	Sector 3	T. Spd	Elapsed
3	3:05.868	53.508	1:22.670	49.690	173.9	10:24.657	8	3:29.745 B	1:01.438	1:27.242	1:01.065	158.6	27:44.910
4	3:04.198	53.501	1:21.994	48.703	177.3	13:28.855	9	4:37.208	2:11.357	1:29.363	56.488	159.5	32:22.118
5	3:05.226	54.456	1:21.780	48.990	171.7	16:34.081							
6	3:05.632	54.535	1:22.205	48.892	175.9	19:39.713							
7	3:05.646	54.956	1:21.336	49.354	177.6	22:45.359							
8	3:15.502 B	54.041	1:21.202	1:00.259	183.4	26:00.861							
9	3:22.693	1:13.661	1:20.429	48.603	181.8	29:23.554							
10	3:06.001	54.806	1:21.520	49.675	181.2	32:29.555							

223 Floris FICK

BMW 2002

1	3:31.022	1:15.797	1:22.579	52.646	194.2	3:31.022
2	3:47.534	1:00.296	1:45.670	1:01.568	158.4	7:18.556
3	3:04.501	53.320	1:22.699	48.482	191.2	10:23.057
4	3:00.399	52.769	1:19.995	47.635	193.9	13:23.456
5	2:59.764	53.108	1:19.247	47.409	187.8	16:23.220
6	3:00.490	53.066	1:20.215	47.209	183.1	19:23.710
7	3:10.749 B	53.284	1:20.587	56.878	189.5	22:34.459
8	3:10.580	1:02.365	1:20.021	48.194	190.1	25:45.039
9	3:03.156	53.347	1:21.572	48.237	187.8	28:48.195
10	3:00.543	52.745	1:20.156	47.642	192.9	31:48.738

250 Hans-Gerd BRAUNEISER

FORD Escort MRS2000

1	3:38.155	1:19.252	1:26.824	52.079	169.8	3:38.155
2	3:44.504	1:00.566	1:42.829	1:01.109	158.6	7:22.659
3	3:11.700	55.932	1:25.586	50.182	172.5	10:34.359
4	3:11.715	55.634	1:25.101	50.980	176.5	13:46.074
5	3:12.415	56.919	1:25.152	50.344	181.2	16:58.489
6	3:11.070	56.499	1:24.853	49.718	180.6	20:09.559
7	3:11.694	56.244	1:24.736	50.714	185.9	23:21.253
8	3:12.464	57.054	1:25.013	50.397	183.1	26:33.717
9	3:10.570	56.273	1:24.839	49.458	187.5	29:44.287
10	3:11.196	56.186	1:23.914	51.096	187.8	32:55.483

251 Christoph ROESSLE

FORD Escort RS2000

1	3:52.433	1:24.072	1:31.326	57.035	171.7	3:52.433
2	3:33.770	1:01.361	1:34.322	58.087	157.2	7:26.203
3	3:19.083	58.096	1:28.812	52.175	167.7	10:45.286
4	3:17.240	56.510	1:28.530	52.200	170.1	14:02.526
5	3:16.744	57.280	1:27.188	52.276	176.5	17:19.270
6	3:16.743	57.149	1:27.850	51.744	175.3	20:36.013
7	3:16.485	57.868	1:27.220	51.397	175.3	23:52.498
8	3:13.105	56.482	1:26.894	49.729	185.6	27:05.603
9	3:11.509	56.259	1:25.009	50.241	177.3	30:17.112
10	3:10.891	56.271	1:24.325	50.295	177.6	33:28.003

666 Bart DE BAKKER

ALFA ROMEO 145

1	3:30.587	1:07.015	1:27.945	55.627	163.1	3:30.587
2	3:48.454	1:00.232	1:45.719	1:02.503	162.2	7:19.041
3	3:22.424	1:00.692	1:26.890	54.842	163.1	10:41.465
4	3:24.182	1:02.563	1:27.444	54.175	157.4	14:05.647
5	3:22.321	1:00.774	1:26.872	54.675	160.2	17:27.968
6	3:22.241	1:00.321	1:27.222	54.698	159.1	20:50.209
7	3:24.956	1:00.303	1:29.621	55.032	159.1	24:15.165